



HORNCASTLE NEIGHBOURHOOD DEVELOPMENT PLAN (HNDP)

Findings from

August 2014 Business Survey

In August 2014 the Horncastle Neighbourhood Development Plan Steering Group delivered business questionnaires to businesses in Horncastle town centre and industrial estate of Boston Road, Horncastle.

The questionnaire asked 17 questions, aiming to find out information on Horncastle Businesses and factors that affect them.

There were 38 respondents.

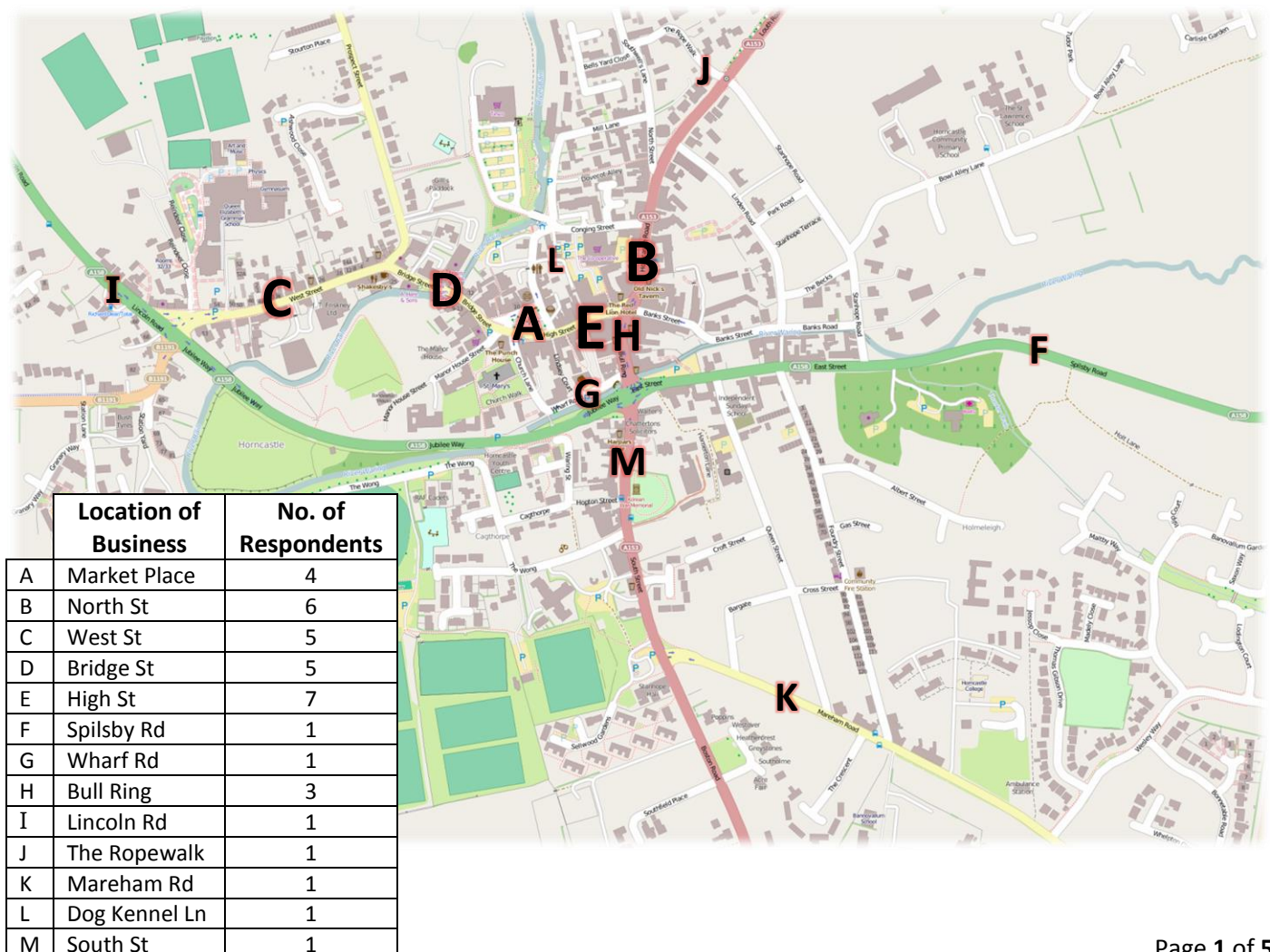
Contents of this document

Page 1: Location of respondents

Page 2: List of questions asked

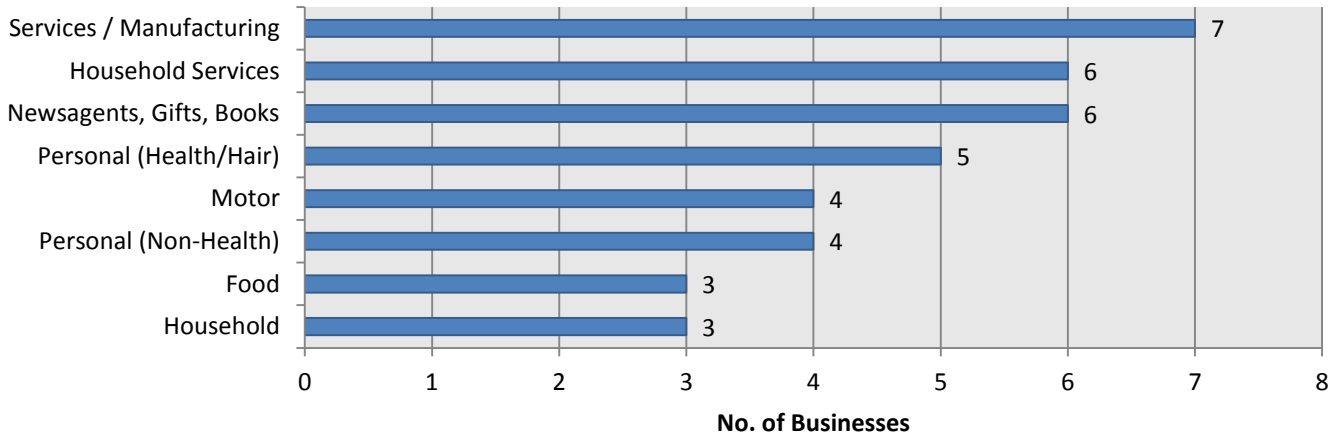
Page 3-5: Analysis of responses

Locations of Businesses that Responded



Question	Page in this Report
Type of Business	3
Location(s) of the Business	1
How many people are employed in the Business (inc. owners/directors)?	3
Have you experienced problems in recruiting trained personnel?	4
Has your turnover grown in the last twelve months?	4
Do you expect your turnover to increase in the next twelve months?	4
Do you intend to expand your workforce in the next twelve months?	4
What are the barriers to the growth of your Business?	5
What improvements to the Town would benefit your Business?	5
Approx. what percentage of employees live in Horncastle?	3
Circle how your employees mainly travel to work?	3
Are there adequate parking facilities for your employees and customers?	4
Are there any problems with deliveries to your premises?	4
Does congestion in the Town centre affect your business?	4
Would your business benefit from a Town bypass?	4
Would improved broadband benefit your business?	4
Other comments	5

Type of Business

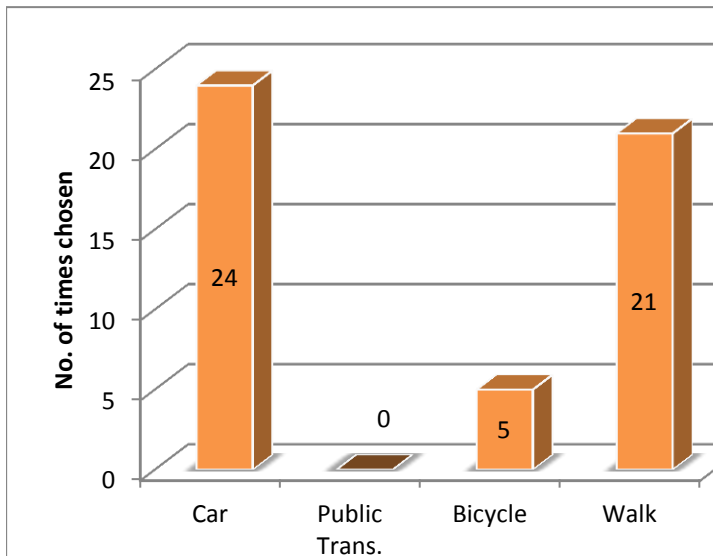


How many people are employed in the Business (inc. owners/directors)?

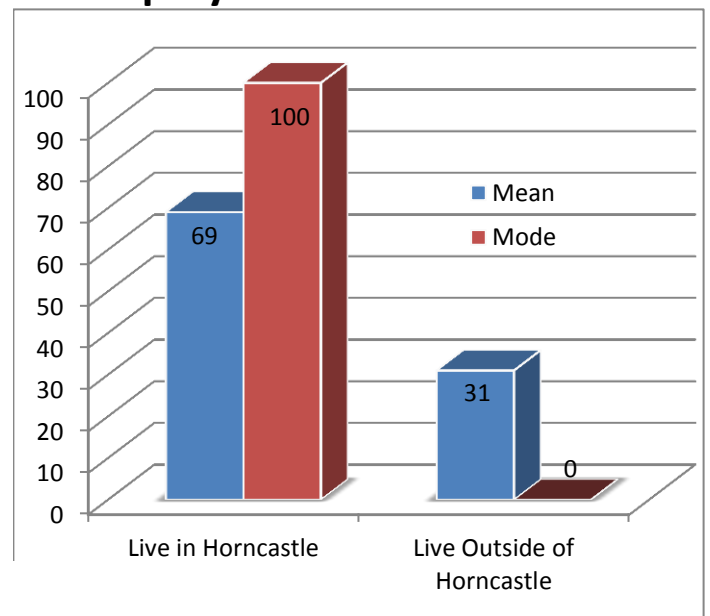
	Mean ₁ (of all respondents)	Mean ₂ *	Mode	Max	Min
Employees (Full Time)	4.8	2.6	1	28	0 or 1
Employees (Part Time)	2.8	4	2	15	0 or 1
Employees (Total)	7.7	-	-	43	1

*Mean of respondents that have one specified type of employees, meaning:
 2.6 represents the mean number of employees in companies that only employ full time.
 4 represents the mean number of employees in companies that only employ part time.

Circle how your employees mainly travel to work?



Approx. what percentage of employees live in Horncastle?



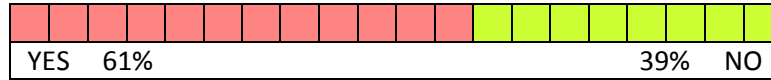
Note: Data from the above question should be used cautiously because some respondents may have interpreted 'mainly' as 'choose one answer' but a significant number of respondents circled multiple answers. In the analysis multiple answers have been allowed.

Have you experienced problems in recruiting trained personnel?



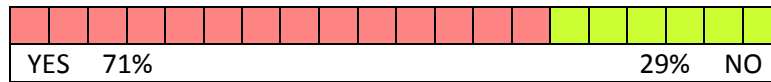
35/38 Respondents

Has your turnover grown in the last twelve months?



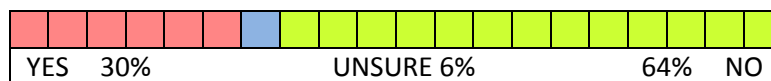
34/38 Respondents

Do you expect your turnover to increase in the next twelve months?



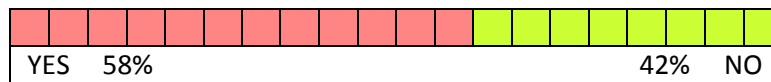
35/38 Respondents

Do you intend to expand your workforce in the next twelve months?



36/38 Respondents

Are there adequate parking facilities for your employees and customers?



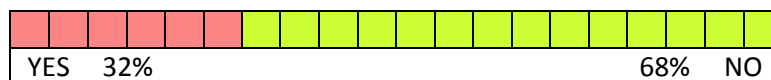
31/38 Respondents

Are there any problems with deliveries to your premises?



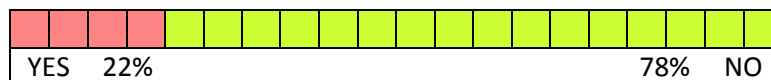
35/38 Respondents

Does congestion in the Town centre affect your business?



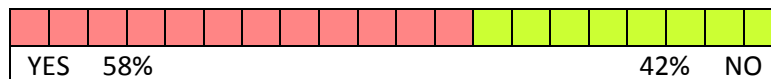
38/38 Respondents

Would your business benefit from a Town bypass?



37/38 Respondents

Would improved broadband benefit your business?



36/38 Respondents

